

SAF-HOLLAND flange bolt-on 2" Kingpins Type 65 (KPB-51050)

Technical update regarding Type 65 (2") Kingpin

In the course of routine random inspection as part of our internal quality assurance, it was detected that some blanks we purchased in order to produce kingpins do not comply with SAF-HOLLAND's rigorous quality requirements. As soon as this came to our attention, we conducted testing according to AS/NZS 4968.3 requirements on our current stock of flange bolt-on 2" Kingpins Type 65 - KPB-51050, rated as D=210kN ("kingpins"). These tests revealed that the kingpins conform to the requirements up to certain D-value. However, they may experience a shorter life as a consequence of combination of factors that were found as not as per SAF-HOLLAND standards.

Although we are not aware of any incidents or failures to date, we cannot rule out the possibility that some of the kingpins from the batches listed on the two checklists attached may experience shorter life.

SAF-HOLLAND takes safety matters very seriously. As a company that strives for excellence and regards the safety of its customers as the highest priority, we want to continue to supply to our customers the product that is 100% reliable. Although we feel that there will be no issues in the field, we decided, as a precautionary measure, to replace free of charge all kingpins that are coming from identified batches. This replacement process will be promptly implemented and it is effective immediately. We ask that you please support our replacement program.

We have attached 2 checklists. Please follow the instructions on the first checklist if you have kingpins in stock that are identified in the first checklist. Please follow the instructions in the second checklist if you have already installed kingpins on vehicles. You may need to follow instructions from both checklists if you have already installed kingpins and have the same in stock.

How can I identify the affected kingpins?

The attached replacement checklists describe how to identify the affected kingpins. Please compare the batch numbers in the checklists with the batch number on your kingpins in stock, or already installed on vehicles. If your batch number appears in the lists, we ask you to please record the batch code and relevant SAF-HOLLAND material identification number (shown on the second photo in both checklists).

How will I be reimbursed?

For affected kingpins in your stock, we will supply you with replacement kingpins free of charge upon receiving from you a completed checklist.

For affected kingpins already installed on vehicles, we will compensate you at a flat hourly rate for 20 minutes and will provide you with material (replacement kingpin with bolt kit) free of charge. Please note that this reimbursement will only be paid after the return of the affected kingpin and a completed second checklist to your nearest SAF-HOLLAND branch.

Replacement procedure for stock holders

Please refer to checklist one attached.

Replacement procedure for installed kingpins

Please refer to checklist two attached.

In consideration of the legal situation and taking into account insurance provisions, we would like to remind you to carry out the process steps with the utmost of care, ensuring most importantly the completeness and correctness of the data.

If you have any queries, please contact SAF-HOLLAND (Aust.) Pty. Ltd.

Checklist: Stock holder	Kingpin – 2" Replaceable – Type 65		
	Date:	Requester and Contact Person	Customer No.


- Inspect your entire stock of SAF-HOLLAND 2" Kingpin KPB-51050, rated as D=210kN ("**kingpins**") to see whether you have kingpins that match the batches listed below.
- If yes, we ask that you please:
 - quarantine the kingpins;
 - do not use, install or sell the kingpins;
 - make visible marks on the kingpins so that staff members know not to use, install or sell the kingpins;
 - record the kingpins on the checklist below;
 - render them as inoperable (e.g. by cutting out one of the eight flange holes). Make sure that the batch number and material numbers remain visible after the kingpin is rendered inoperable;
 - inform your nearest SAF-HOLLAND branch and forward the checklist to them. They will organize replacement kingpins to be supplied to you as soon as possible. Please inform your nearest SAF-HOLLAND branch if you would rather receive a credit to your account; and
 - return the inoperable kingpins to your nearest SAF-HOLLAND branch at the most practical manner (e.g. once a month, or one-off delivery). Your nearest SAF-HOLLAND branch will reimburse you any reasonable costs associated with kingpin return, so long as you can provide them with a receipt (e.g. for postage etc.).
- For affected kingpins that you have already sold and/or installed on vehicles, please enter the customer's personal details in the enclosed customer data list, giving as much information as possible. Information such as customer name, address and phone number is mandatory. It is important that you identify all customers who received the kingpins after 01/04/2007. If you do not have a customer's personal details, please record that in the enclosed customer data list.

Please check that information you are providing to your nearest SAF-HOLLAND branch is accurate and that you have completed all necessary fields.


If you have any queries, please contact SAF-HOLLAND (Aust.) Pty. Ltd. • Tel.: +61 (03) 9743 6799• Fax: +61(03) 9743 6763• Email: enquiries@safholland.com.au

Kingpin Identification

Identification batch number
"X" combined with ../07, ../08, ../09



Part Number Identification



Inventory Checklist 4 to send back

Stand: 15.04.2010

Table 1: Kingpins in Inventory by Batch Numbers indicated with "X" at the end

Record the Quantity of each Batch Number in Inventory			Address subsidiary / country dealer SAF-Holland:
Batch Number e.g.	Forging date	Quantity	Date:
z. B./e.g.: J24X	07/08	3	
J72X	10/07		Please fill in here your contact data:
J72X	11/07		
J41X	11/07		
J97X	11/07		
J72X	12/07		
J72X	01/08		
J97X	01/08		
J97X	02/08		
J24X	05/08		
J24X	06/08		
J24X	07/08		
...X	../..		

Please fax this sheet to following fax no.:

Table 2: Inventory by Part Number for Kingpins with Batch Numbers listed in Table1

Record the Quantity of each Part Number in Inventory	Quantity	Record the Quantity of each Part Number in Inventory	Quantity
XA-E-51264		51063	
XA-E-51265		51050	
KP-E-64208		62804	
KP-E-64210		62104	
KP-E-64212		62124	
KP-E-65206		62618	
KP-E-65207		62718	
KP-E-65208		62818	
KP-E-65210		62018	
KP-E-65212		62218	
XA-A-51265		51050-A	
KP-A-65206		62618-A	
KP-A-65207		62718-A	
KP-A-65208		62818-A	
KP-A-65210		62018-A	
KP-A-65212		62218-A	
KP-A-65216		51050-T	
KP-A-65220		

Checklist: Replacement of installed Kingpin	Kingpins – 2” Replaceable - Type 65		
	Date	Report No.	Customer No.

1. A kingpin that is with the batch number and material number listed in the bottom tables needs to be replaced.
2. In order to replace the affected kingpin, we ask that you please:
 - record the affected kingpin's batch and material number on the provided checklist, as well as trailer information;
 - forward the checklist and photo to your nearest SAF-HOLLAND branch in order to receive a claim number. This claim number will apply to the handling of the replacement process (e.g. correspondence, enquiries, material and labour, etc.).
3. SAF-HOLLAND will supply you with a replacement kingpin as soon as possible.
4. When you receive the replacement kingpin, please remove the affected kingpin and install the replacement kingpin on the vehicle. We strongly recommend that kingpins be replaced at service stations (or the like) by qualified technicians/ mechanics in order to ensure that a proper and safe replacement is achieved.
5. Make a visible mark(s) on the affected kingpin and render it as inoperable (e.g. by cutting out one of the eight flange holes). Make sure that the batch number and material numbers remain visible after the kingpin is rendered inoperable.
6. Return the affected kingpin to your nearest SAF-Holland branch, which will reimburse you any reasonable costs associated with kingpin return, so long as you can provide them with a receipt (e.g. for postage etc.).
7. Upon receiving the inoperable kingpin, SAF-HOLLAND will reimburse service stations for their labour (flat hourly rate for 20 minutes of labour).


We ask that you please carry out the replacement process steps with the utmost of care.

Please check that information you are providing to your nearest SAF-HOLLAND branch is accurate and that you have completed all necessary fields.

If you have any queries, please contact SAF-HOLLAND (Aust.) Pty. Ltd. • Tel.: +61 (03) 9743 6799 • Fax: +61(03) 9743 6763 • Email: enquiries@safholland.com.au

Address and Contact Person	Vehicle owner (Name, Address, Postcode, Country)	Service Centre





Identification King Pin

<p>Identification batch number “X” combined with ../07, ../08, ../09</p>	 <p>Schmiedejahr / Forging year</p>
---	---

Identification material number



Trailer Data

Registration No.		Chassis No.		Date of replacement	
Km in service (read out from EBS/ABS)			Date of registration or installation date of spare part		
Vehicle type	<input type="checkbox"/> 	<input type="checkbox"/> 	<input type="checkbox"/> 	<input type="checkbox"/> 	<input type="checkbox"/> Other
Body type	<input type="checkbox"/> Tipper	<input type="checkbox"/> Box	<input type="checkbox"/> Low loader	<input type="checkbox"/> Platform	<input type="checkbox"/> Demountable
	<input type="checkbox"/> Tank	<input type="checkbox"/> Silo	<input type="checkbox"/> Special	<input type="checkbox"/> Concrete mixer	<input type="checkbox"/> Others
Replaced by:					
Name & Date:					

Check list Replacement 4 (field)

Stand: 15.04.2010

Mark the pertinent batch number (Cast / Date)		
Batch Number	Forging date	
z.B./e.g.: J24X	07/08	x
J72X	10/07	<input type="checkbox"/>
J72X	11/07	<input type="checkbox"/>
J41X	11/07	<input type="checkbox"/>
J97X	11/07	<input type="checkbox"/>
J72X	12/07	<input type="checkbox"/>
J72X	01/08	<input type="checkbox"/>
J97X	01/08	<input type="checkbox"/>
J97X	02/08	<input type="checkbox"/>
J24X	05/08	<input type="checkbox"/>
J24X	06/08	<input type="checkbox"/>
J24X	07/08	<input type="checkbox"/>
...X	.../...	<input type="checkbox"/>

Mark the pertinent material number

XA-E-51264	<input type="checkbox"/>	51063	<input type="checkbox"/>
XA-E-51265	<input type="checkbox"/>	51050	<input type="checkbox"/>
KP-E-64208	<input type="checkbox"/>	62804	<input type="checkbox"/>
KP-E-64210	<input type="checkbox"/>	62104	<input type="checkbox"/>
KP-E-64212	<input type="checkbox"/>	62124	<input type="checkbox"/>
KP-E-65206	<input type="checkbox"/>	62618	<input type="checkbox"/>
KP-E-65207	<input type="checkbox"/>	62718	<input type="checkbox"/>
KP-E-65208	<input type="checkbox"/>	62818	<input type="checkbox"/>
KP-E-65210	<input type="checkbox"/>	62018	<input type="checkbox"/>
KP-E-65212	<input type="checkbox"/>	62218	<input type="checkbox"/>
XA-A-51265	<input type="checkbox"/>	51050-A	<input type="checkbox"/>
KP-A-65206	<input type="checkbox"/>	62618-A	<input type="checkbox"/>
KP-A-65207	<input type="checkbox"/>	62718-A	<input type="checkbox"/>
KP-A-65208	<input type="checkbox"/>	62818-A	<input type="checkbox"/>
KP-A-65210	<input type="checkbox"/>	62018-A	<input type="checkbox"/>
KP-A-65212	<input type="checkbox"/>	62218-A	<input type="checkbox"/>
KP-A-65216	<input type="checkbox"/>	51050-T	<input type="checkbox"/>
KP-A-65220	<input type="checkbox"/>	<input type="checkbox"/>

