



Important Seasonal PM for your FW17 Fifth Wheel

March 1, 2006

The two most important items in eliminating fifth wheel operating difficulties are:

1. Proper Fifth Wheel P.M. Procedures (including as needed lubrication)
2. Proper Coupling Procedures

⚠ WARNING Failure to properly install, operate, or maintain this fifth wheel could result in tractor and trailer separation causing death or serious injury to others.

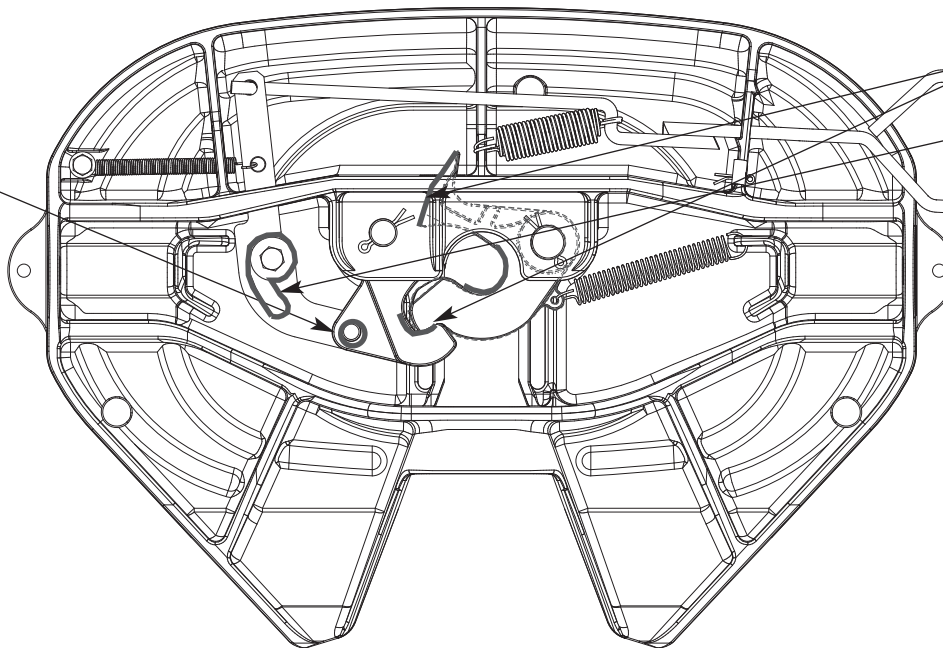
1. PROPER FIFTH WHEEL P.M.

Routine periodic maintenance and lubrication are a necessary part of your FW17 fifth wheel's service life. To get the maximum service life, perform the steps below at the intervals shown:

- A. Thoroughly clean the locking mechanism every 6 months or 60,000 miles.
- B. Inspect for bent, broken or missing parts every 6 months or 60,000 miles. Replace as necessary (use only genuine Holland parts).
- C. Relube, as shown below. Inspect regularly and relubricate as necessary.
- D. Check the operation by locking and unlocking using a Holland lock tester. Verify that the fifth wheel is completely closed, as shown on opposite side.

CLEAN/ LUBRICATE

Release handle pivot
Hook pin
Clean with spray WD-40 or CRC
Lubricate with SAE 10W or 20W motor oil



GREASE

Swing lock-to-hook contact areas
Cam track
Recommended greases
A "low temp" grade recommended for -30°F or lower such as:
Cato Oil & Grease #5213
Craftsman Chemical Co. #LTF 2
Mystic LP-200 or equivalent

2. PROPER COUPLING PROCEDURES

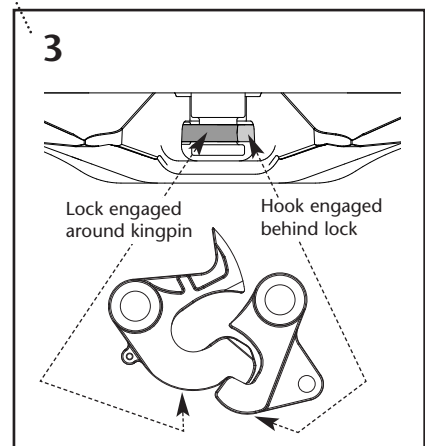

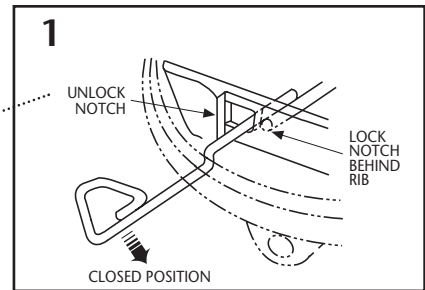
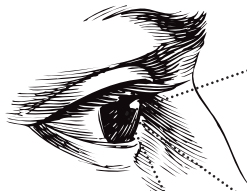
One of the most common causes of coupling difficulties is improper coupling procedures. A visual inspection is the best way to insure proper coupling. Also, it is required by law as part of the pre-trip inspection.

After coupling, look for the following:

Holland's FW17 Coupling Instructions (Publication XL-FW493-N) highlights the most important steps in proper fifth wheel coupling. For copies of the FW17 Coupling instructions or any other service need, please contact your local Holland representative.

In the US, call 1-888-396-6501. In Canada, call 604-574-7491 for British Columbia, Alberta and Saskatchewan; or 519-537-2366 for Manitoba, Ontario, Quebec and Atlantic Canada. Refer to Holland Publication XL-FW493-N for complete operating and maintenance procedures.

Visually check lock



Copyright © March 2006 • The Holland Group, Inc.

Holland USA, Inc. Facilities:

Dumas, AR Monroe, NC
Holland, MI Warrenton, MO
Muskegon, MI Wylie, TX

Ph: 888-396-6501 Fax: 800-356-3929

Holland International, Inc.

Holland, MI
Phone: 616-396-6501
Fax: 616-396-1511

Holland Hitch of Canada, Ltd.

Woodstock, Ontario • Canada
Phone: 519-537-3494
Fax: 800-565-7753

Holland Equipment, Ltd.

Norwich, Ontario • Canada
Phone: 519-863-3414
Fax: 519-863-2398

Holland Hitch Western, Ltd.

Surrey, British Columbia • Canada
Phone: 604-574-7491
Fax: 604-574-0244