



SAF-HOLLAND Group

# MECHANICAL SUSPENSION KITS

EASY TO ORDER  
MECHANICAL  
SUSPENSION KITS



# MECHANICAL SUSPENSIONS MADE AVAILABLE IN CONVENIENT, EASY TO INSTALL KIT FORMATS

## SINGLE AXLE SUSPENSION KITS 25,000 lbs. (11,340 kg) Capacity

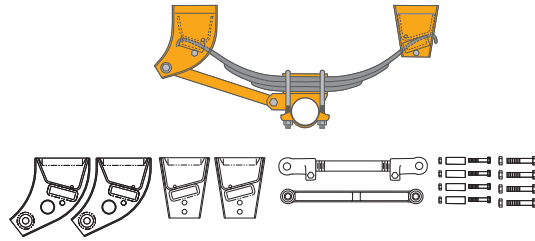
STRADDLE MOUNT  
**SPK0060**



UNDER MOUNT  
**SPK0064**



FLANGE MOUNT  
**SPK0068**



### KIT CONTENTS

2 front hangers SP0100, 2 rear hangers SP0120, 1 adj. torque arm SP0123, 1 rigid torque arm SP0143, 4 rebound bolts XB-SP0050-71, 4 rebound bolt spacers XB-SP0145, 4 rebound bolt nuts XB-SP0012-10, 4 torque arm bolts XB-SP0050-75, 4 torque arm bolt nuts XB-SP0012-36

## TANDEM AXLE SUSPENSION KITS 50,000 lbs. (22,680 kg) Capacity

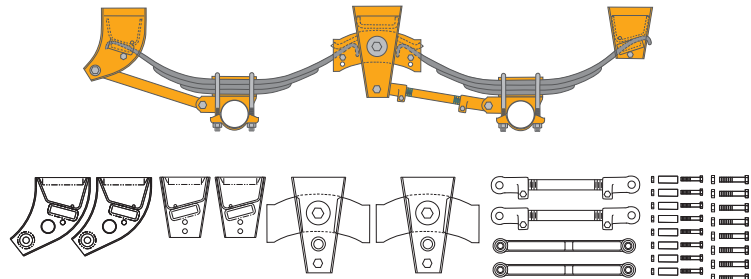
STRADDLE MOUNT  
**SPK0061**



UNDER MOUNT  
**SPK0065**



FLANGE MOUNT  
**SPK0069**



### KIT CONTENTS

2 front hangers SP0100, 2 rear hangers SP0120, 2 equalizer hangers SP0119, 2 adj. torque arms SP0123, 2 fixed torque arms SP0143, 8 rebound bolts XB-SP0050-71, 8 rebound bolt spacers XB-SP0145, 8 rebound bolt nuts XB-SP0012-10, 8 torque arm bolts XB-SP0050-75, 8 torque arm bolt nuts XB-SP0012-36

## TRAILER APPLICATIONS


- Platform
- Container Chassis
- Dump
- Tanker
- Rear Dump
- Gravel
- Livestock
- Grain

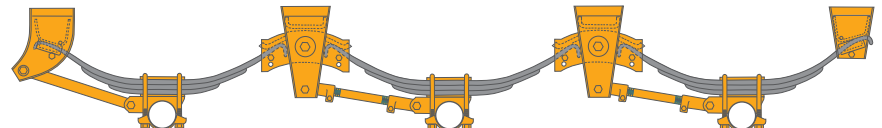


# EASY-TO-ORDER SUSPENSION AND AXLE CONNECTION PARTS KITS.

## TRI-AXLE SUSPENSION KITS 75,000 lbs. (34,020 kg) Capacity


STRADDLE MOUNT  
**SPK0062**

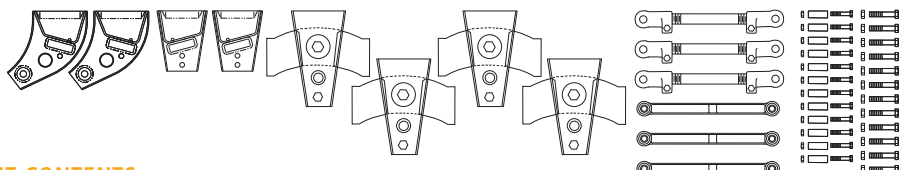




---


UNDER MOUNT  
**SPK0066**





---


FLANGE MOUNT  
**SPK0070**

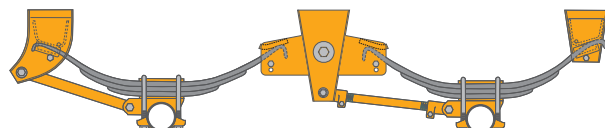


**KIT CONTENTS**  
2 front hangers SP0100, 2 rear hangers SP0120, 4 equilizer hangers SP0119, 3 adj. torque arms SP0123, 3 fixed torque arms SP0143, 12 rebound bolts XB-SP0050-71, 12 rebound bolt spacers XB-SP0145, 12 rebound bolt nuts XB-SP0012-10, 12 torque arm bolts XB-SP0050-75, 12 torque arm bolt nuts XB-SP0012-36

## SPREAD AXLE SUSPENSION KITS 50,000 lbs. (22,680 kg) Capacity


STRADDLE MOUNT  
**SPK0063**

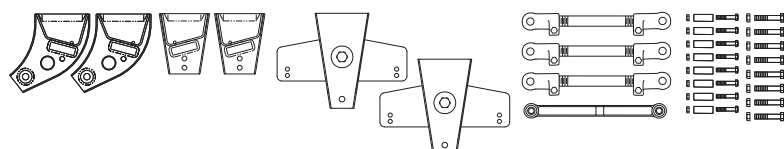




---


UNDER MOUNT  
**SPK0067**





---

FLANGE MOUNT  
**SPK0071**



**KIT CONTENTS**  
2 front hangers SP0100, 2 rear hangers SP0120, 2 equilizer hangers SP0345, 3 adj. torque arms SP0123, 1 fixed torque arm SP0143, 8 rebound bolts XB-SP0050-71, 8 rebound bolt spacers XB-SP0145, 8 rebound bolt nuts XB-SP0012-10, 8 torque arm bolts XB-SP0050-75, 8 torque arm bolt nuts XB-SP0012-36

### LEAF SPRING SELECTION

| SPRING TYPE | SINGLE LEAF | TWO LEAF | THREE LEAF | THREE LEAF HD |
|-------------|-------------|----------|------------|---------------|
| LOW ARCH    | SP0363      | SP0326   | SP0356     | SP0365-01     |
| MEDIUM ARCH | –           | SP0325   | SP0355     | –             |
| HIGH ARCH   | SP0360      | SP0324   | SP0354     | SP0365        |

CAPACITY RATING 22,400 LBS. WITH 1, 2 OR 3 LEAF SPRINGS AND 24,000 LBS. WITH 3 HEAVY DUTY LEAF SPRINGS

### GENERAL INFORMATION

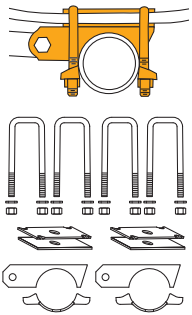
Installation instructions, ride height calculations, welding instructions, torque specifications, and hanger placement can be found in publication XL-MS175 on the SAF-HOLLAND website [www.safholland.us](http://www.safholland.us). Warranty is 5 years parts and labor. Duralite suspensions by design require a minimum amount of maintenance, however, suspensions in "over the road" operations require periodic checks to be certain of continued trouble-free performance. We recommend, after an initial loaded run-in period of at least 1,000 miles, that you recheck the trailer axle alignment and retorque all fasteners, including U-bolts. Routine visual inspection and appropriate maintenance of suspension is required every six months or 25,000 miles, whichever comes first. This includes inspecting and re-torquing all fasteners and U-bolts as required.

**Axle Connection Kit information provided on back page.**

# AXLE CONNECTION KITS

## MOUNTING HEIGHT SPRING SEAT SELECTION

**IMPORTANT:** It is the installer's responsibility to select the correct mounting height. There should be at least 4½" of vertical tire clearance with an unloaded vehicle. In addition, clearance must be provided at the side, front, and rear of the tires to prevent tire contact during suspension movement. The mounting heights, shown below, are nominal values and may vary due to variations in the leaf springs and other components.

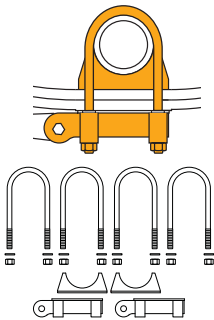


### ROUND AXLE OVER SLUNG AXLE CONNECTION KITS

**SPRING SEAT HEIGHT AND U-BOLT KIT (One kit required per axle)**

| SPRING SEAT HEIGHT |             | ¾"      | 1¼"     | 1¾"     | 2¼"     | 2¾"     | 3¼"     | 3¾"     |
|--------------------|-------------|---------|---------|---------|---------|---------|---------|---------|
| LEAF SPRINGS       | 1 & 2       | SPK0080 | SPK0081 | SPK0082 | SPK0083 | SPK0084 | SPK0085 | SPK0086 |
|                    | 3 & 3HD     | SPK0031 | SPK0032 | SPK0033 | SPK0034 | SPK0035 | SPK0036 | SPK0037 |
| LOW ARCH           | RIDE HEIGHT | 13¼"    | 13¼"    | 14¼"    | 14¾"    | 15¼"    | 15¾"    | 16¼"    |
| MEDIUM ARCH        | RIDE HEIGHT | 14"     | 14½"    | 15"     | 15½"    | 16"     | 16½"    | 17"     |
| HIGH ARCH          | RIDE HEIGHT | 15½"    | 16"     | 16½"    | 17"     | 17½"    | 18"     | 18½"    |

**IMPORTANT:** Mounting heights should not exceed 17½" for best performance. Mounting height should provide a minimum of 4½" of tire clearance with an empty vehicle. This table applies to under mount or flange mount hangers on a multi-axle suspension. For single axle suspensions, subtract ½" from the above heights. For straddle mount hangers, subtract ½" from above heights.

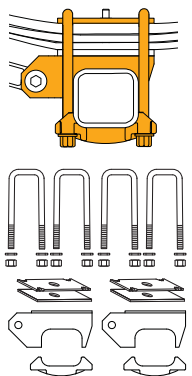


### ROUND AXLE UNDER SLUNG AXLE CONNECTION KITS

**SPRING SEAT HEIGHT AND U-BOLT KIT (One kit required per axle)**

| SPRING SEAT HEIGHT |             | ¾"      | 1¼"     | 1¾"     | 2¼"     |
|--------------------|-------------|---------|---------|---------|---------|
| LEAF SPRINGS       | 2, 3 & 3HD  | SPK0045 | SPK0046 | SPK0047 | SPK0048 |
| LOW ARCH           | RIDE HEIGHT | 4½"     | –       | –       | –       |
| MEDIUM ARCH        | RIDE HEIGHT | 5½"     | 5"      | 4½"     | –       |
| HIGH ARCH          | RIDE HEIGHT | 7"      | 6½"     | 6"      | 5½"     |

**IMPORTANT:** Mounting heights less than 4½" are not suggested due to lack of clearance between the axle and trailer frame. Mounting height should provide a minimum of 4½" of tire clearance with an empty vehicle. Sufficient clearance should be provided for axle movement. This table applies to under mount or flange mount hangers with a multi-axle suspension. For single axle suspensions, subtract ½" from the above heights. For straddle mount hangers, subtract ½" from the above heights.



### SQUARE AXLE OVER SLUNG AXLE CONNECTION KITS

**SPRING SEAT HEIGHT AND U-BOLT KIT (One kit required per axle)**

| SPRING SEAT HEIGHT |             | 1¼"     | 1¾"     | 2¼"     | 2¾"     |
|--------------------|-------------|---------|---------|---------|---------|
| LEAF SPRINGS       | 1 & 2       | SPK0076 | SPK0077 | SPK0078 | SPK0079 |
|                    | 3 & 3HD     | SPK0072 | SPK0073 | SPK0074 | SPK0075 |
| LOW ARCH           | RIDE HEIGHT | 14¼"    | 14¾"    | 15¼"    | 15¾"    |
| MEDIUM ARCH        | RIDE HEIGHT | 15"     | 15½"    | 16"     | 16½"    |
| HIGH ARCH          | RIDE HEIGHT | 16½"    | 17"     | 17½"    | 18"     |

SAF-HOLLAND USA, Inc.  
888.396.6501 Fax 800.356.3929

SAF-HOLLAND Canada Limited  
519.537.3494 Fax 800.565.7753  
Western Canada 604.574.7491 Fax 604.574.0244