


HOLLAND DURALITE®

MECHANICAL
SUSPENSION FOR
FIXED FRAME
TRAILERS



THE DIFFERENCE IS INNOVATION.

SAF-HOLLAND is focused on developing innovations that set new standards of reliability and performance. Holland DuraLite® suspensions offer:

- Increased durability and ease of use
- Significantly reduced weight and maintenance costs
- An industry-leading warranty program
- Proven reliability over millions of miles, on roads around the world

STRONGER BY DESIGN.

Holland DuraLite® suspensions deliver more strength where it's needed, and eliminate weight where it's not.

- High-strength, 80,000 lb. yield steel construction
- Oversized hangers with wider attachment areas to reduce sub-frame stress
- More-durable equalizer bushings with twice the life of typical thinner bushings

LESS MAINTENANCE.

The DuraLite® suspension reduces maintenance costs by eliminating parts that require routine tightening and service checks.

THE INDUSTRY'S STRONGEST AND LONGEST WARRANTY.

As an innovative leader in mechanical suspensions, SAF-HOLLAND reinforces its commitment to superior products with an unparalleled 5-year parts and labor warranty. An optional 10-year warranty is also available for those fleets that require it.



DURALITE® TRAILER

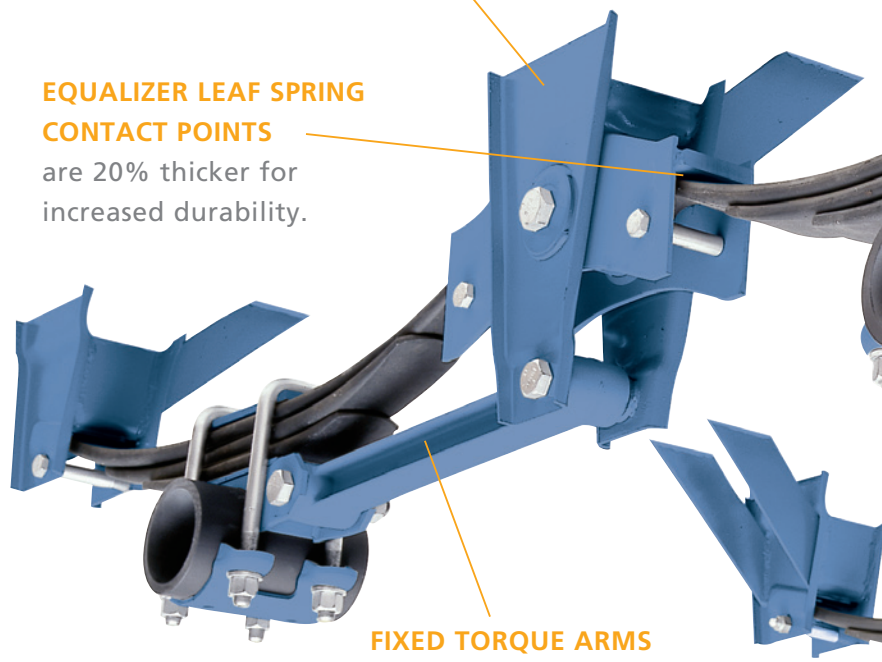
25,000 lbs.
(11,340 kg) PER AXLE
CAPACITY

WIDER HANGER ATTACHMENT

increases performance and reduces subframe stress.

EQUALIZER LEAF SPRING CONTACT POINTS

are 20% thicker for increased durability.



FIXED TORQUE ARMS

are one-piece cast design with 20% thicker bushings.

MOUNTING

STRADDLE MOUNT



Used with box-type frames. Each hanger straddles the flange and is welded on both sides.

UNDER MOUNT



Offers added weight savings in I-beam applications. Hangers are welded flush to the bottom of the frame.

C




Meet
dem

SUSPENSIONS

TRAILER APPLICATIONS

- Platform
- Tanker
- Container Chassis
- Gravel
- Dump
- Livestock
- Rear Dump
- Grain



HARDENED STEEL WEAR PADS

reduce hanger wear and prolong life, preventing hanger failure.

AXLE CLAMP ASSEMBLY

features 3/4" Grade 8 square U-bolts and one-piece top plate for positive U-bolt alignment and 17% more clamp load.

ADJUSTABLE TORQUE ARM ENDS

cast for unmatched strength with machine cut full-depth thread.

PRECISION-STAMPED, ONE-PIECE BOTTOM PLATE

reduces weight, provides improved U-bolt support.

OPTIONS TO MEET YOUR APPLICATION

CHASSIS MOUNT




Meets the cost-efficient standards demanded by the chassis market.

FLANGE MOUNT



Available in a welded version for permanent mounting and a bolted version with pre-fab holes.

NO-HOP



Positioning the torque arms beneath the real axles keeps the tires on the road during quick, abrupt stops.

UNDERSLUNG

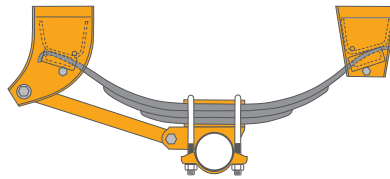


DuraLite® suspensions are ideal for low-mounting applications.

AVAILABLE AXLE CONFIGURATIONS

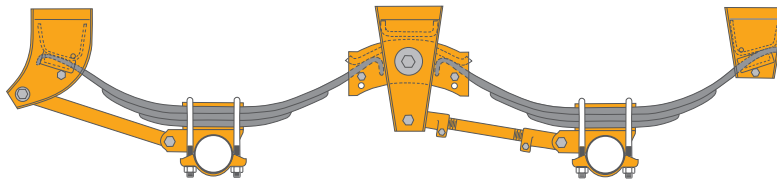
SINGLE AXLE

25,000 lbs. (11,340 kg) Capacity



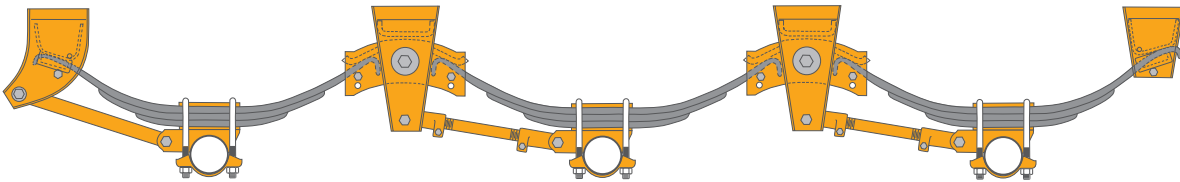
TANDEM AXLE

50,000 lbs. (22,680 kg) Capacity



TRIPLE AXLE

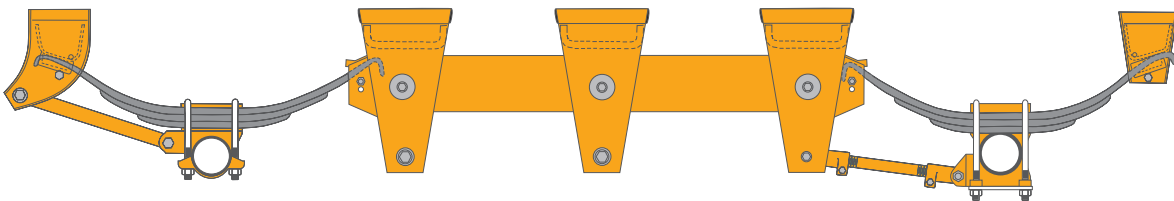
75,000 lbs. (34,020 kg) Capacity



WIDESPREAD

51" THROUGH 121"

50,000 lbs. (22,680 kg) Capacity



All mounting options available for all axle configurations.

SAF-HOLLAND USA, Inc.
888.396.6501 Fax 800.356.3929

SAF-HOLLAND Canada Limited
519.537.3494 Fax 800.565.7753
Western Canada 604.574.7491 Fax 604.574.024

www.safholland.com

SAF-Holland
Engineering Your Road to Success