



SAF-HOLLAND Group

HOLLAND TL SERIES

LEVEL RIDE
FOLD-AWAY™
LIFTGATES FOR
TRUCK & TRAILER
APPLICATIONS



4000 & 5000 LB. CAPACITY MODELS





SAF-HOLLAND Group

TL SERIES

FOLD-AWAY™ WITH LEVEL RIDE

4,000 & 5,000 LB. CAPACITIES

POWER UP/POWER DOWN LEVEL RIDE PLATFORM TILTS AT GROUND


TRUCK & TRAILER APPLICATIONS

- Standard 88" platform width for 102" and 96" wide vehicle applications.
- Can be installed without a deck extension for flush mount.
- Truck, semi-trailer, and pup trailer installation kits available. Custom kits available for special applications.
- Electronics include a cab, body, or pump box mounted 150-amp circuit breaker and master disconnect switch.
- Rear impact guard is available in bolt-on design that conforms to FMVSS 223/224.
- Factory plumbed hydraulics are available.

OPTIONAL AUXILIARY DUAL PUMP/MOTOR SYSTEM

- In normal dual pump mode, one pump/motor provides power-up while the second provides power-down to "exercise" both power units keeping them lubricated and functional. In the event of unit failure, the system can be switched from dual pump mode to select either of the single pumps to completely power the liftgate.

HEAVY-DUTY PIVOT CONNECTIONS feature lubricated composite bearings. Optional NoLube® bearings available.



DUAL LOCK LATCHES ensure safe platform stowage during vehicle transit.



DUAL FOOT ACTIVATED CART STOPS are standard on 61" platforms.



PLATFORM is easily adjusted for pitch with easy to access bolt near the pivot connections.



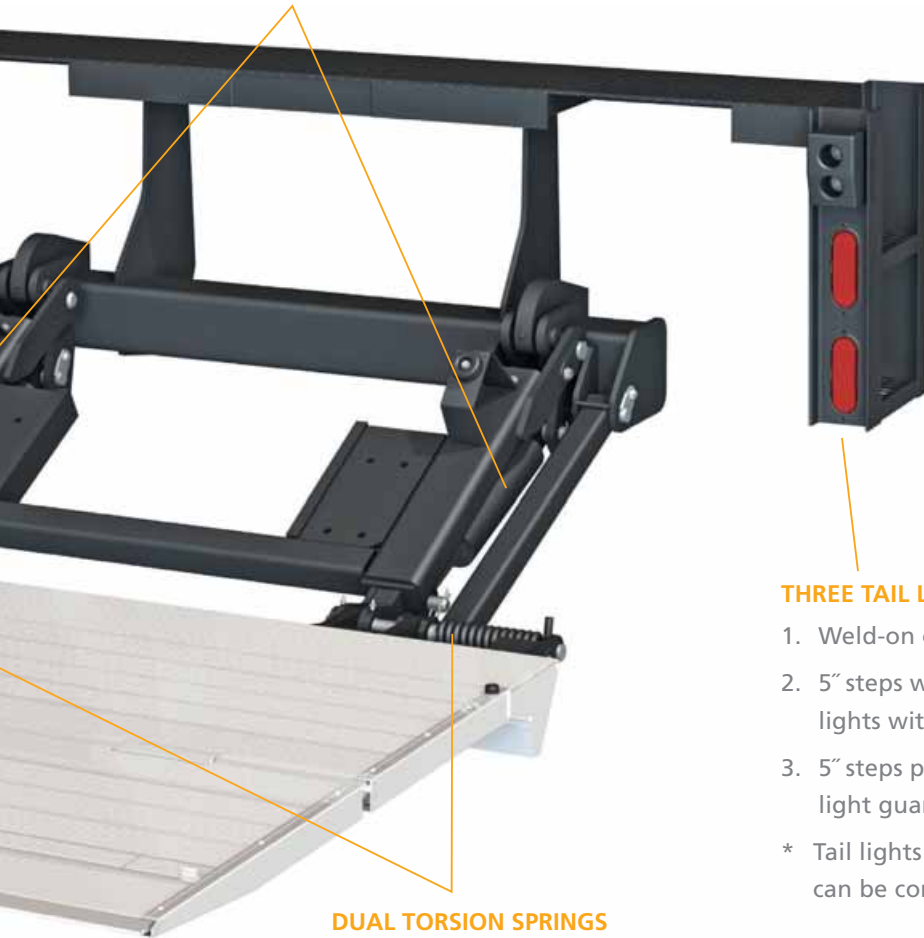
Power Pack / Battery Boxes for TL Series Liftgates

Main Tube Mount Box Standard	Side Mount Box Options			Side Mount Box Brackets
Black Armour Coated	Power Pack Box Only	Power Pack Box & Battery (2) Box	Combination Power Pack/ Battery (2) Box	Black Armour (Hot Dipped Galvanized Optional)
	Steel Boxes and Covers			
<ul style="list-style-type: none"> • Weather Seal Closures • Bulkhead Fittings for Hydraulics • Strain-relief Grommets for Electrical 				

EXTRUDED ALUMINUM PLATFORM features an extremely rugged bi-fold hinge design with full-width heavy-duty pins.



DUAL, DOUBLE ACTING HYDRAULIC CYLINDERS and wide-stance "H" style lift frame help stabilize off-set loads.



DUAL TORSION SPRINGS provide easy platform folding. 61" platforms include a convenient open/close handle.

CORROSION PROTECTION

- Black Armour™ protection is standard.
- Hot dip galvanized coating is available.
- Sealed marine grade toggle switches.
- Lift cylinder rods are nitride coated for enhanced corrosion and wear resistance.
- Steel platform crossmembers are internally coated and sealed to protect from the inside out.



SAF-HOLLAND LIFTGATE WARRANTY

- STANDARD 3-YEAR PARTS AND LABOR FOR COMPLETE GATE
- AVAILABLE 5-YEAR EXTENDED WARRANTY ON PARTS AND LABOR FOR COMPLETE GATE

See warranty specifications for complete details.

THREE TAIL LIGHT OPTIONS

1. Weld-on or bolt-on post mounted light boxes.*
 2. 5" steps with completely integrated recessed tail lights with light guards.*
 3. 5" steps prepped for ready-to-install tail lights with light guards.
- * Tail lights are available as LED or Incandescent and can be configured for trailer or truck applications.

Wedge Style Platform Specifications					Standard 92" Deck Extensions		Side Steps			Step Brace	Dock Bumpers
Model	Capacity	Dimensions (inches)	Material	Deck Heights	Depth	Ext. Plate Thickness	2"	3"	5"		
TL4048	4,000 lbs.	48" x 88"	Steel/Aluminum	44" to 58"	12"	1/2"	Optional for 96" Wide	Optional for 102" Wide	Optional for 102" Wide	Optional Uncoated	Optional Heavy-Duty Rubber 'D' Style
TL4052	4,000 lbs.	52" x 88"	Steel/Aluminum	44" to 58"	12"	1/2"					
TL4061	4,000 lbs.	61" x 88"	Extruded Aluminum	48" to 57"	14"	1/2"	Black Armour Protection is Standard or Optional Hot Dip Galvanized.				
TL5061	5,000 lbs.	61" x 88"	Extruded Aluminum	48" to 57"	14"	1/2"					

NOTE: Black Armour coated steps shipped separate from deck extension. Galvanized steps welded to deck extension prior to galvanization.



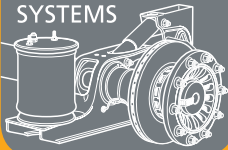
From fifth wheel rebuild kits to suspension bushing repair kits, SAF-HOLLAND Original Parts are the same quality components used in the original component assembly. SAF-HOLLAND Original Parts are tested and designed to provide maximum performance and durability. Will-fits, look-alikes or, worse yet, counterfeit parts will only limit the performance potential and could possibly void SAF-HOLLAND's warranty.

Always be sure to spec SAF-HOLLAND Original Parts when servicing your SAF-HOLLAND product.

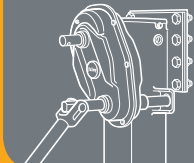
XL-TG10142SL-en-US Rev A · 2010-08-16 · Amendments and Errors Reserved © SAF-HOLLAND, Inc.

HIGH QUALITY COMPONENTS FOR THE COMMERCIAL VEHICLE INDUSTRY

AXLES & SUSPENSION SYSTEMS



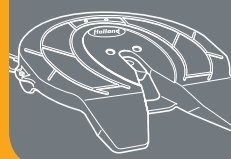
LANDING GEAR



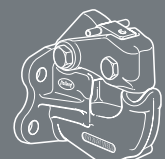
KINGPINS



FIFTH WHEELS



COUPLING PRODUCTS



EUROPE · NORTH AMERICA · SOUTH AMERICA · AFRICA · ASIA · AUSTRALIA

SAF-HOLLAND USA, Inc.
888.396.6501 Fax 800.356.3929

SAF-HOLLAND Canada Limited
519.537.3494 Fax 800.565.7753
Western Canada 604.574.7491 Fax 604.574.0244

www.safholland.com

