



SAF-HOLLAND Group

# HOLLAND DH SERIES

DIRECT HYDRAULIC  
TWIN COLUMN  
LIFTGATES FOR  
TRUCK & TRAILER  
APPLICATIONS



4500, 5500 & 6600 LB. CAPACITY MODELS





# DH SERIES

## DIRECT HYDRAULIC COLUMN LIFT

4,500, 5,500 & 6,600 LB. CAPACITIES

### FULLY AUTOMATIC OPERATION

- Power Open/Power Close
- Power Up/Power Down

### TRAILER & TRUCK APPLICATIONS

- Standard 86" platform width for 102" wide vehicle applications and optional 80" platform width for 96" applications.
- 6,600 lb. capacity model features standard extra heavy-duty 3/16" steel platform tread plate. Extra heavy-duty 3/16" platform is also optionally available on 4,500 & 5,500 models.
- Truck, semi-trailer, and pup trailer installation kits available. Custom kits available for special applications.
- Standard Black Armour™ protected pump/battery box features bulk-head fittings for hydraulic connections, strain relief grommets for electrical cables, and weather sealed access door.
- "B" train compatible models available.

### LOW NOISE/QUIET OPERATION

- The DH is the preferred design when operating in noise sensitive areas such as hotels, resorts, hospitals and residential neighborhoods.

### SAF-HOLLAND LIFTGATE WARRANTY

- STANDARD 3-YEAR PARTS AND LABOR FOR COMPLETE GATE
- AVAILABLE 5-YEAR EXTENDED WARRANTY ON PARTS AND LABOR FOR COMPLETE GATE

See warranty specifications for complete details.

**OPTIONAL DOCK SEAL HEADERS** are available for both truck and trailer installations.



**OPTIONAL FOOT ACTIVATED CART STOPS AVAILABLE** for convenience and safety.



**GALVANIZED INNER COLUMN RUNNERS AND PLATFORM CHAINS** for superior corrosion resistance.

**HYDRAULIC LIFT CYLINDERS** — easy access through the side of the column.

**ALUMINUM RETENTION RAMP** — standard 16".  
Optional 24" ramp is shown.

**STEEL BI-FOLD PLATFORMS** are adjustable for both flatness and front-to-back pitch.



MODEL	CAPACITY	DECK HEIGHT	PLATFORM*
DH4556	4,500 lbs. (2,041 kg)	35" to 60" (89 cm to 152 cm)	60" X 86"
DH4572	4,500 lbs. (2,041 kg)	43" to 60" (109 cm to 152 cm)	72" X 86"
DH4584	4,500 lbs. (2,041 kg)	49" to 60" (124 cm to 152 cm)	84" X 86"
DH5556	5,500 lbs. (2,495 kg)	35" to 60" (89 cm to 152 cm)	60" X 86"
DH5572	5,500 lbs. (2,495 kg)	43" to 60" (109 cm to 152 cm)	72" X 86"
DH5584	5,500 lbs. (2,495 kg)	49" to 60" (124 cm to 152 cm)	84" X 86"
DH6656	6,600 lbs. (2,994 kg)	35" to 60" (89 cm to 152 cm)	60" x 86"
DH6672	6,600 lbs. (2,994 kg)	43" to 60" (109 cm to 152 cm)	72" X 86"
DH6684	6,600 lbs. (2,994 kg)	49" to 60" (124 cm to 152 cm)	84" X 86"

\* Also available in 80" platform widths for 96" vehicle applications. Length dimension excludes retention ramp.

## MAINTENANCE FREE ROLLER TRACK SYSTEM



Maintenance free NoLube™ proprietary rollers feature polymer material (remains resilient to -40°F/-40°C) bonded to steel hubs with sealed-for-life double roller bearings.



Roller alignment guide/track system continues the NoLube™ technology by utilizing greaseless tracks.

Columns are reinforced in dock contact areas with external 3/8" steel wrap along with internal gussets.



**TWO CONTROL STATIONS** — a column control for up/down that moves with platform, and a lower curb-side located control for up/down and open/close.

**DUAL LOCK LATCHES** ensure safe platform stowage while vehicle is in transit.

**RECESSED LED TAIL LIGHTS** with light guards can be configured for trailer or truck application.

## CORROSION RESISTANT CROSSMEMBERS

are internally coated and sealed to protect the platform structure from the inside out.



## INTERNAL & EXTERNAL CORROSION PROTECTION

### STANDARD PROTECTION

- Black Armour™ protection for exterior surfaces, the internal surfaces of the columns, and the roller tracks.
- Marine grade toggle switches are encapsulated in corrosion resistant urethane and mounted in heavy-gauge steel brackets.
- Electronics feature abrasion and weather resistant harness coverings and Deutsche connectors.

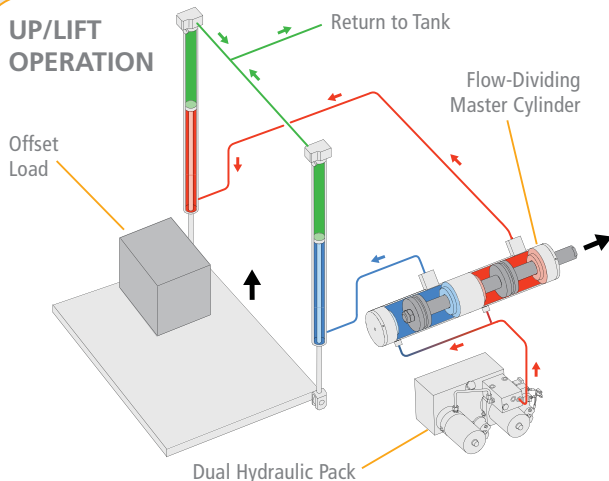


### OPTIONAL PROTECTION

- Hot dip galvanization of complete liftgate is available, including pump/battery box and mounting brackets.



## UP/LIFT OPERATION



NOTE: Diagram not to scale; master cylinder enlarged for clarity.

## ADVANCED HYDRAULIC POWER FOR 5,500 AND 6,600 LB. MODELS

- The patented hydraulic system features an Equal Displacement Master Cylinder that evenly powers each cylinder to assure a level lift even with heavy off-set loads.
- Features dual pump/motor that run concurrently during operation to decrease motor loads and cycle times, and increase pump/motor life.
- The hydraulic system is self-bleeding to reduce installation and service times.



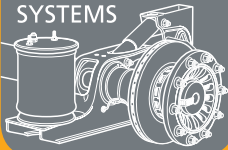
From fifth wheel rebuild kits to suspension bushing repair kits, SAF-HOLLAND Original Parts are the same quality components used in the original component assembly. SAF-HOLLAND Original Parts are tested and designed to provide maximum performance and durability. Will-fits, look-alikes or, worse yet, counterfeit parts will only limit the performance potential and could possibly void SAF-HOLLAND's warranty.

Always be sure to spec SAF-HOLLAND Original Parts when servicing your SAF-HOLLAND product.

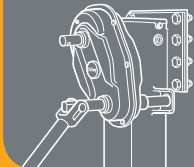
XL-TG10144SL-en-US Rev A · 2010-08-16 · Amendments and Errors Reserved © SAF-HOLLAND, Inc.

## HIGH QUALITY COMPONENTS FOR THE COMMERCIAL VEHICLE INDUSTRY

AXLES & SUSPENSION SYSTEMS



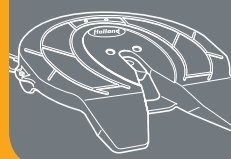
LANDING GEAR



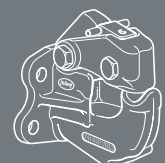
KINGPINS



FIFTH WHEELS



COUPLING PRODUCTS



EUROPE · NORTH AMERICA · SOUTH AMERICA · AFRICA · ASIA · AUSTRALIA

SAF-HOLLAND USA, Inc.  
888.396.6501 Fax 800.356.3929

SAF-HOLLAND Canada Limited  
519.537.3494 Fax 800.565.7753  
Western Canada 604.574.7491 Fax 604.574.0244

[www.safholland.com](http://www.safholland.com)

