




# TH-10050

## TH-10050-3B and TH-10050-4B

### SPECIFICATIONS



Weight:  
4 5/8 lbs. each



Right or left hand tow hook with 2" opening.  
(Only available in pairs.)

TH-10050-3B replaces TH-01522 & TH-01523

#### TOWING APPLICATIONS:

Designed to be used in pairs for tow cable or chain attachment. These tow hooks are to be used only for emergency towing and are not to be used for on- or off-road towing of trailers or equipment.

#### MOUNTING:

1. Use a mounting structure of sufficient strength to support the rated capacity of the tow hook. SAE J849b is suggested as a reference.
2. Use the hole pattern described on the reverse.
3. For TH-10050-3B, use two (2) .75" (3/4") grade 8 fasteners. For TH-10050-4B, use two (2) .62" (5/8") grade 8 fasteners. Tighten properly.

#### OPERATION AND MAINTENANCE:

1. Regularly inspect the tow hook for wear and damage. If the tow hook is excessively worn or is damaged, replace it.
2. Check the mounting fasteners for proper torque.

#### GENERAL INFORMATION:

1. Do not modify or add to the product.
2. Wear safety goggles during installation and removal.
3. Never strike any part of the item with a steel hammer.
4. Do not weld on these products without written consent from the factory.

These products are covered by Holland's Commercial Products Warranty. Holland reserves the right, without giving prior notice, to change specifications and dimensions as designs are altered or improved.

#### RATINGS:

TH-10050-3B . . . . . Full Face Mount\* Rating  
(3/4" bolts) 45,000 lb.

Cantilevered Mount\*\* Rating  
33,000 lb.

TH-10050-4B . . . . . Full Face Mount\* Rating  
(5/8" bolts) 34,000 lb.

Cantilevered Mount\*\* Rating  
23,000 lb.

FIGURE 1

\* Full Face Mount

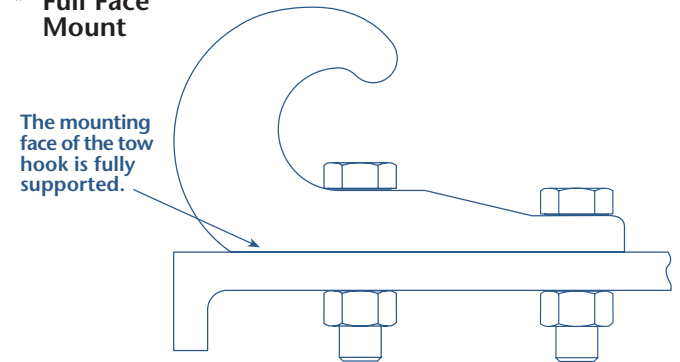
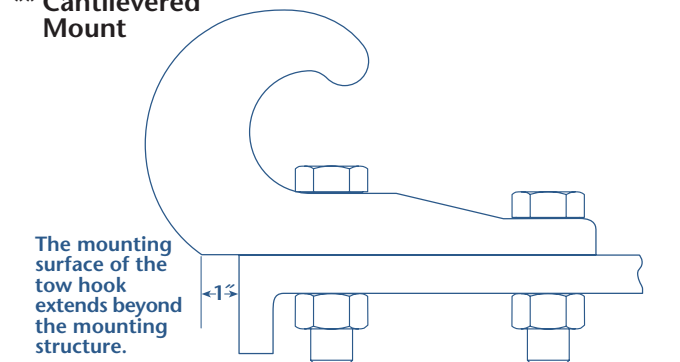


FIGURE 2

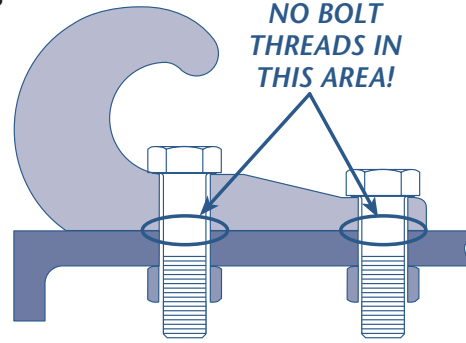
\*\* Cantilevered Mount



**IMPORTANT**

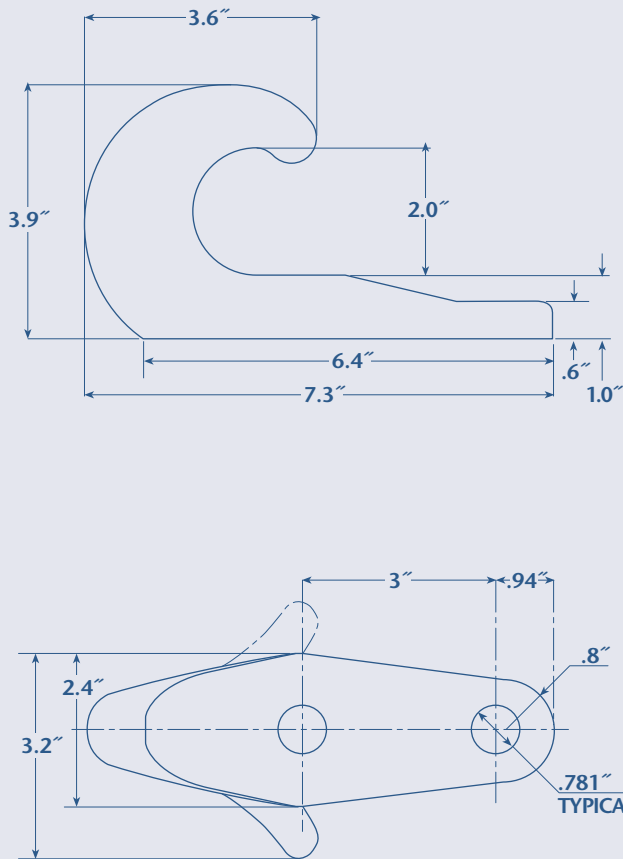
To achieve rated capacities, the bolts used must be of sufficient length to ensure the bolt threads are not in the area between the bottom of the tow hook and the mounting structure surface. (See FIGURE 3.)

FIGURE 3



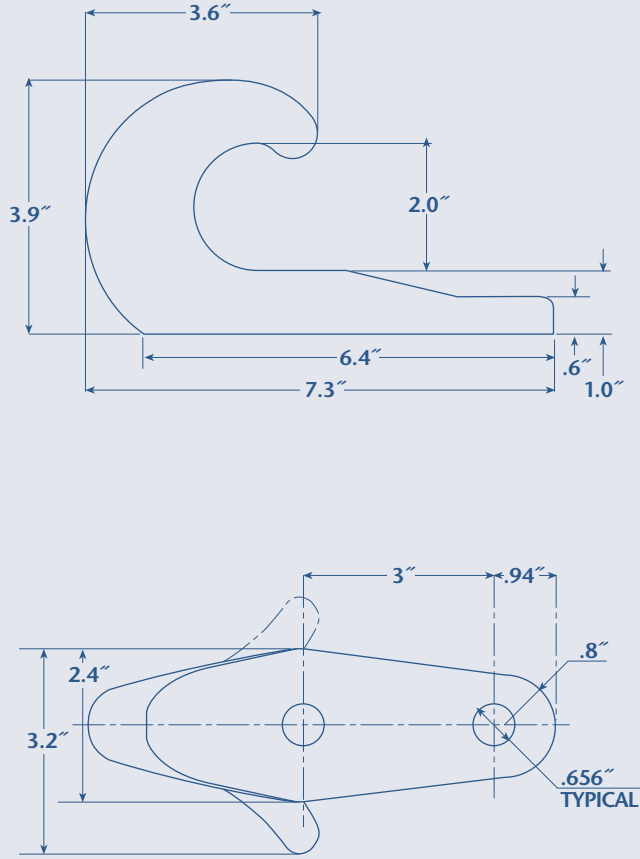
**TH-10050-3B**

Includes TH-10050-3L and -3R



**TH-10050-4B**

Includes TH-10050-4L and -4R



**ALL DIMENSIONS SHOWN ARE NOMINAL**

Copyright ©October 2002 • The Holland Group, Inc.

**Holland USA, Inc. Facilities:**  
 Denmark, SCWarrenton, MO  
 Dumas, ARWhitehouse Station, NJ  
 Holland, MIWylie, TX  
 Muskegon, MI  
 Ph: 888-396-6501 Fax: 800-356-3929

**Holland International, Inc.**  
 Holland, MI  
 Phone:616-396-6501  
 Fax:616-396-1511

**Holland Hitch of Canada, Ltd.**  
 Woodstock, Ontario • Canada  
 Phone:519-537-3494  
 Fax:800-565-7753

**Holland Equipment, Ltd.**  
 Norwich, Ontario • Canada  
 Phone:519-863-3414  
 Fax:519-863-2398

**Holland Hitch Western, Ltd.**  
 Surrey, British Columbia • Canada  
 Phone:604-574-7491  
 Fax:604-574-0244