

## SAF brake chambers for axles with disc brakes: expanded product line

### New brake chamber versions with 30" parking side

From January 2009 onwards, SAF-HOLLAND will expand its proven product line of SAF brake chambers for axles with disc brakes by offering also versions with a 30" parking side. These double diaphragm brake chambers can also be used for applications that so far have only been implemented by means of piston-operated spring brake chambers with a 24" parking side. From now on, the test reports in accordance with ECE R13 for the new SAF brake chambers are available on the SAF-HOLLAND web site at [www.safholland.com](http://www.safholland.com).

The following table displays the most important technical data of the SAF brake chambers for disc brakes:

Technical data of the brake chambers						
Model	Size	Type	Test report	Max. piston stroke S <sub>max</sub> [mm]	Service brake: force [N] at 6.5 bar	Parking brake: force [N] at 30 mm stroke
Service chamber	16"	MO S 16 00 B <sup>1)</sup> 6 0	BC 0060.0	64	6590	–
	18"	MO S 18 00 B <sup>1)</sup> 6 0	BC 0061.0	64	6961	–
	20"	MO S 20 00 B <sup>1)</sup> 6 0	BC 0062.0	65	7564	–
	22"	MO S 22 00 B <sup>1)</sup> 6 0	BC 0063.0	65	8055	–
	24"	MO S 24 00 B <sup>1)</sup> 6 0	BC 0064.0	65	9374	–
Double diaphragm brake chamber	16"/24"	MM S 16 24 B <sup>1)</sup> 6 0	BC 0044.0	63	6454	6160
	18"/24"	MM S 18 24 B <sup>1)</sup> 6 0	BC 0045.0	63	6960	5911
	20"/24"	MM S 20 24 B <sup>1)</sup> 6 0	BC 0046.0	63	7564	6160
	16"/30"	MM S 16 30 B <sup>1)</sup> 6 0	BC 0092.0	64	6590	7605
	20"/30"	MM S 20 30 B <sup>1)</sup> 6 0	BC 0093.0	65	7564	7605

<sup>1)</sup> Approved version. Letter can be A-Z. Version has no effect on the type approvals.

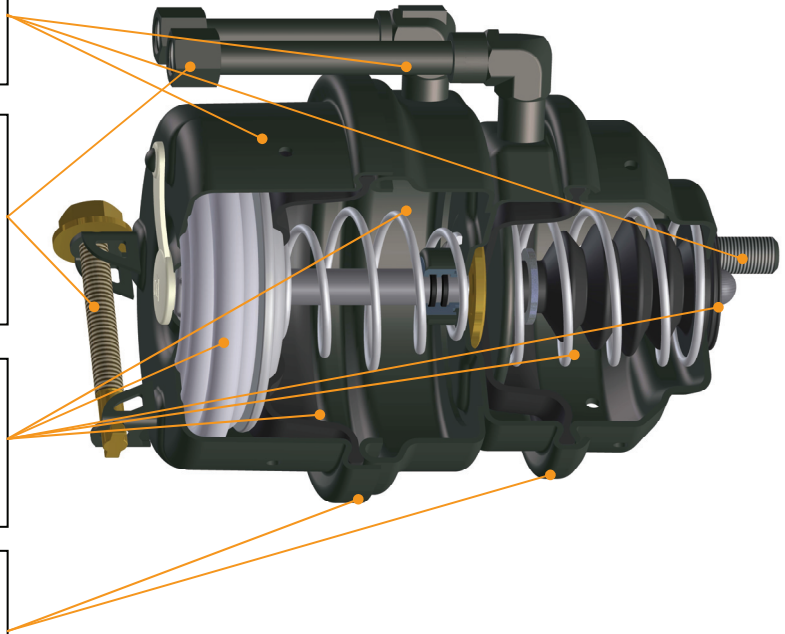
Further technical data can be found on the referenced test reports or will be provided by SAF-HOLLAND on request. Brake calculations with SAF brake chambers can be performed by the brake manufacturers WABCO, Knorr, and Haldex directly.

The new SAF brake chambers with a 30" parking side can be combined with all 19.5" and 22.5" disc brakes produced by SAF-HOLLAND and can be installed in the series INTRA ALL-IN, INTRADISC *plus*, and MODUL. Versions for INTRA EVOLUTION are in preparation. The new SAF brake chambers have the same features and advantages as the existing SAF brake chambers for disc brakes.

## SAF brake chambers for axles with disc brakes: expanded product line

### Benefits of the brake chambers

- **Complete surface coating:**
  - Good corrosion protection of the steel housing
  - Good corrosion protection of the threaded bolt
  - Good corrosion protection of the air pipes
- **SAF-specific details:**
  - Fully integrated air connections including extension for the versions for the series INTRA ALL-IN, INTRADISC *plus*, and MODUL
  - SAF-specific position of the release spindle holder
  - ⇒ Ideal for all **SAF suspension systems**
- **High-quality components inside:**
  - Very good corrosion protection of internal parts
  - High-quality seals
  - Long service life of components
  - High braking force for the entire life span
- **Steel housing:**
  - High crushing strength
  - Special beading instead of clamp fitting
  - ⇒ No problems with leaking
  - ⇒ Brake chamber cannot be opened



The versions in the table are available both as OEM and spare parts:

Model	Size	SAF part numbers <sup>2)</sup> of brake chambers			
		INTRA ALL-IN	INTRADISC <i>plus</i>	INTRA EVOLUTION	MODUL
Service chamber for rigid axles	16"	3 454 1065 60	3 454 1065 60	3 454 1065 60	3 454 1065 60
	18"	3 454 1066 60	3 454 1066 60	3 454 1066 60	3 454 1066 60
	20"	3 454 1067 60	3 454 1067 60	3 454 1067 60	3 454 1067 60
	22"	3 454 1068 60	3 454 1068 60	3 454 1068 60	3 454 1068 60
	24"	3 454 1069 60	3 454 1069 60	3 454 1069 60	3 454 1069 60
Service chamber for steering axles	16"	–	3 454 1081 60	3 454 1081 60	3 454 1081 60
	20"	–	3 454 1082 60	3 454 1082 60	3 454 1082 60
Double diaphragm brake chamber for rigid axles	16"/24"	3 454 1077 64	3 454 1077 64	3 454 1093 60	3 454 1077 64
	18"/24"	3 454 1074 64	3 454 1074 64	3 454 1094 60	3 454 1074 64
	20"/24"	3 454 1079 64	3 454 1079 64	3 454 1095 60	3 454 1079 64
	16"/30"	3 454 1096 64	3 454 1096 64	(In preparation)	3 454 1096 64
	20"/30"	3 454 1097 64	3 454 1097 64	(In preparation)	3 454 1097 64

<sup>2)</sup> SAF part numbers include the fixing nuts for the brake chamber

## SAF brake chambers for axles with disc brakes: expanded product line

### Service chamber



**Rigid axle**


INTRA ALL-IN  
INTRADISC *plus*  
INTRA EVOLUTION  
MODUL



**Steering axle**


INTRADISC *plus*  
INTRA EVOLUTION  
MODUL

### Double diaphragm brake chamber



**Rigid axle**

INTRA ALL-IN  
INTRADISC *plus*  
MODUL



**Rigid axle**

INTRA EVOLUTION